

# MANISCOPIC

# MT 932

- Lifting height : 9.00 m
- Capacity : 3200 kg
- Maximum forward reach : 6.58 m
- Torque convertor
- 4 wheel steer - 4 wheel drive



## MT 932



**Lifting capacity** .....3200 kg  
at 500 mm from forks heels.  
Tipping load  
at maximum reach : .....673 kg  
Tear out force with bucket  
to ISO 8313.....7400 daN



**Lifting height** : .....9.00 m  
**Times** : unladen / loaded (in s)  
Lifting .....6.7/7.3  
Lowering .....5/4.7  
Simultaneous extension 1st and 2nd booms..12.2/13.3  
Simultaneous retraction 1st and 2nd booms.....8/7.6  
Time unladen (in s)  
Crowd .....2.8  
Dump .....2.3



**Tyres**  
14.9 - 24 18PR



**Forks (mm)**  
Length .....1200  
Width x thickness .....125 X 45  
Maximum distance between forks.....1040  
Carriage rotation .....126°



**Multidisc brakes on 4 wheels.**



**PERKINS Engine**  
Type .....1004.42  
Capacity .....4 cyl. 4233 cm<sup>3</sup>  
Power at 2200 rpm : .....81.5 HP/ 60 kw  
(ISO/TR 14396)  
Maximum torque : .....290 Nm at 1400 rpm  
Direct injection  
Water cooling



**Transmission**.....Torque Convertor  
Electro - Hydraulic reversing shift  
4 speeds forward and reverse  
Maximum travel speed.....25 km/h



**Hydraulics**  
Lifting/tilting pump  
gear type:.....240 bars /105 l/mn  
Flow divider with priority to steering and brakes.

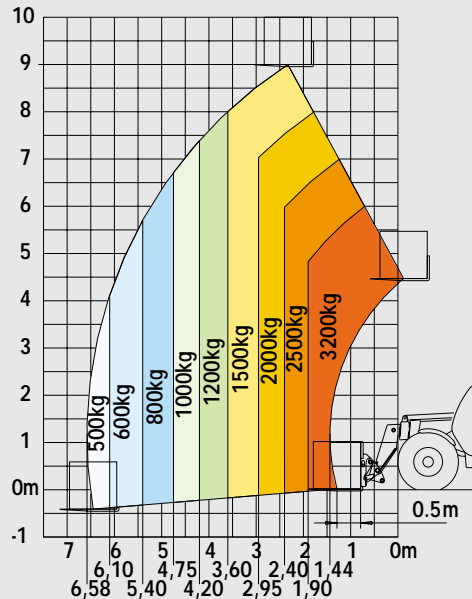


**Capacities**  
Cooling system.....24.5 l.  
Engine oil.....10.5 l.  
Hydraulic oil .....125 l.  
Transmission oil .....15.5 l.  
Fuel tank .....120 l.

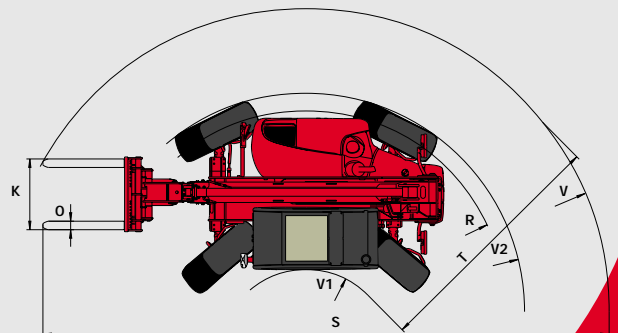
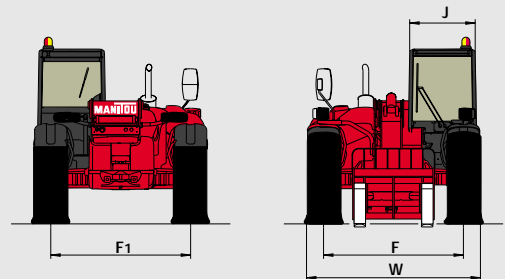
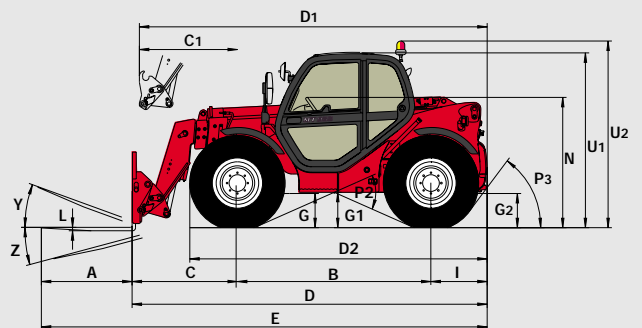


**Weight unladen (with forks)** .....7640 kg  
**Overall width** .....2.26 m  
**Overall height** .....2.30 m  
**Turning radius (outside wheels)**.....3.68 m  
**Overall length** .....4.71 m  
**Ground clearance**.....0.44 m  
**Drawbar pull** .....8200 daN

Reach at maximum height : 2.35 m



Under prEN 1459 annexe B



|    |       |
|----|-------|
| A  | 1200  |
| B  | 2560  |
| C  | 1393  |
| C1 | 1297  |
| D  | 4713  |
| D1 | 4617  |
| D2 | 3905  |
| E  | 5913  |
| F  | 1846  |
| F1 | 1846  |
| G  | 460   |
| G1 | 440   |
| G2 | 445   |
| I  | 760   |
| J  | 865   |
| K  | 1040  |
| L  | 45    |
| N  | 1690  |
| O  | 125   |
| P2 | 47.5° |
| P3 | 53°   |
| R  | 3475  |
| S  | 7548  |
| T  | 4185  |
| U1 | 2300  |
| U2 | 2550  |
| V  | 4770  |
| V1 | 1205  |
| V2 | 3675  |
| W  | 2260  |
| Y  | 12°   |
| Z  | 114°  |

mm

This publication in no way constitutes an offer and the company reserves the right to alter specification without prior notice.  
The MANITOU models presented in this brochure can be supplied complete with optional equipment attachments.

